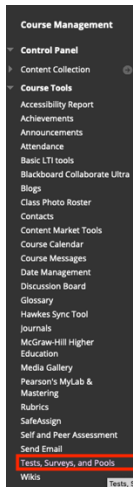
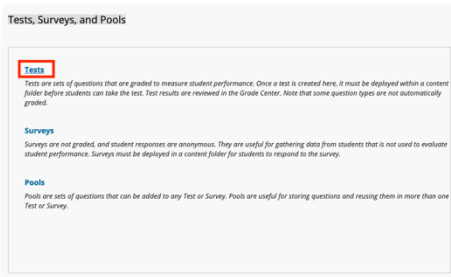


HOW TO PRINT A TEST ON BLACKBOARD

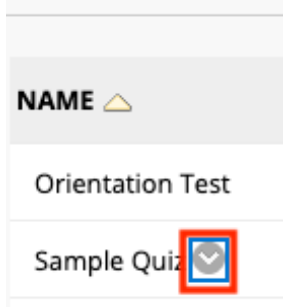
1. Go to the **Tests, Surveys, and Pools** area of your course by clicking **Course Tools**.



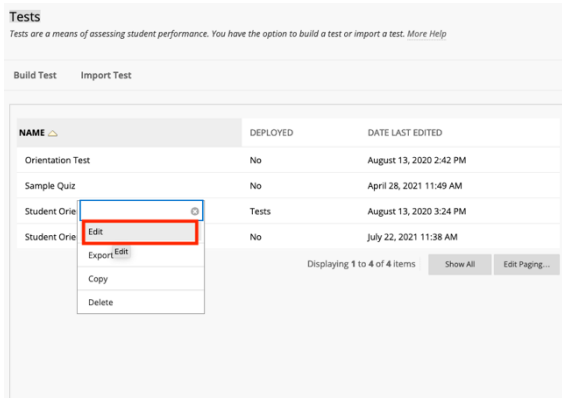
2. Click **Tests**.



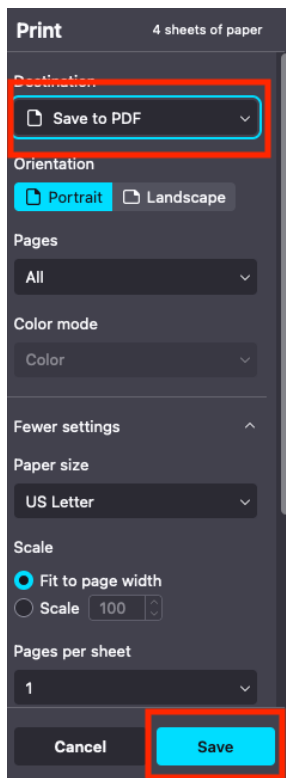
3. Click the gray arrows next to the test name.



4. Click **Edit**.



5. **Mac Users:** Hold down **cmd + P** (Change **Destination** to **Save to PDF**)



Windows Users: Mac Users: Hold down ctrl + P (Change Destination to Save to PDF)

