



OFFICE OF
INSTITUTIONAL
RESEARCH

HOUSATONIC COMMUNITY COLLEGE
STUDENTS WHO TRANSFER TO OTHER
INSTITUTIONS 2011 REPORT WITH DATA
INCLUDING 2001-2011

[Click here for raw data](#)

ANNUAL REPORT (Transfer Out)

Table of Contents

Introduction.....	3
Transfer (Out) Students.....	4
Associate Degree Status: Students Who Transferred to CT Public Institutions.....	5
Most Selected Public Four-Year Institutions in CT.....	6
Most Selected Private Institutions in CT.....	7
Students Who Transferred to Out-of-State Institutions.....	8
Eight Year Trend.....	9
Methods and Concluding Thoughts.....	13

Many thanks to our student worker, Alexis Smith for her editing of this document.

Transfer Out Students Annual Report – 2011

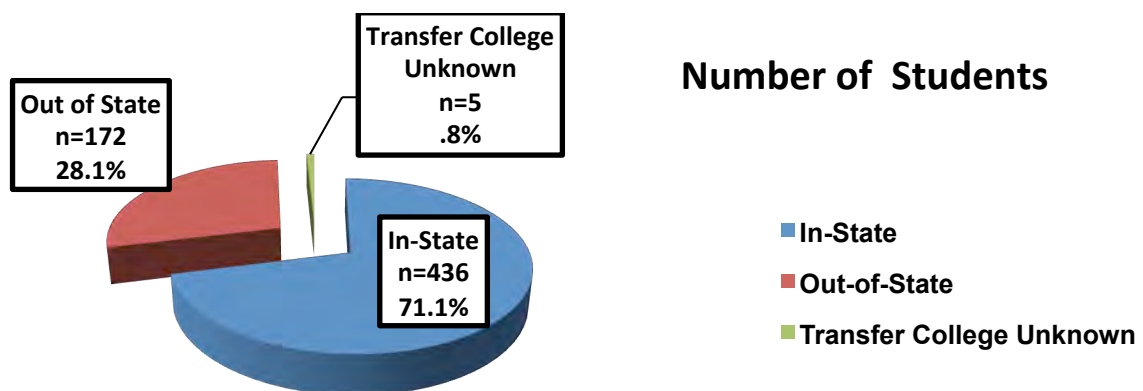
Introduction

This annual report has been prepared for the System of Connecticut Community Colleges pertaining to students' patterns of transfer. The report represents the two cohorts who last attended Housatonic Community College in fall 2008 and spring of 2009 and then transferred to another institution of higher education by the fall 2010 and spring 2011 semesters, respectively.

To clarify, this report reflects **two distinct cohorts** each with a two-year window of opportunity. The data was obtained in Banner using the SWRXF58 extract.

Fall 2008 and Spring 2009 Cohort

The fall 2008 and spring 2009 cohort consisted of six-hundred-thirteen (613) students who transferred to other educational institutions. The majority (n=436, 71.1%) of students who transferred chose institutions within the state of Connecticut after being enrolled at Housatonic Community College. Twenty-eight percent of the students who transferred in this cohort (n=172, 28.1%) transferred to out-of-state colleges and universities.

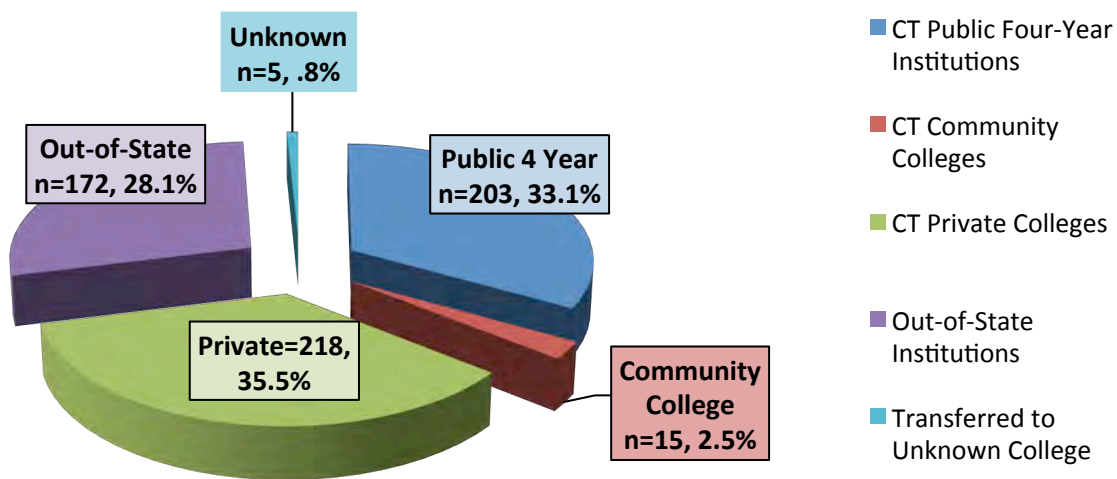


Four-hundred-thirty-one (431) of the transferring students were residents of Connecticut, while five (5) students were recorded as out-of-state residents.

Transfer (Out) Students

Of the six-hundred-thirteen (n=613) fall 2008 and spring 2009 cohorts who transferred to other educational institutions, two-hundred-three (n=203, 33.1%) of these students transferred to Connecticut public four-year institutions, fifteen (n=15, 2.5%) students transferred to another community college within the state, two-hundred-eighteen (n=218, 35.5%) students enrolled in private colleges within the state of Connecticut, one-hundred-seventy-two (n=172, 28.1%) students enrolled in out-of-state colleges, and five (n=5, .8%) transferred to colleges unknown.

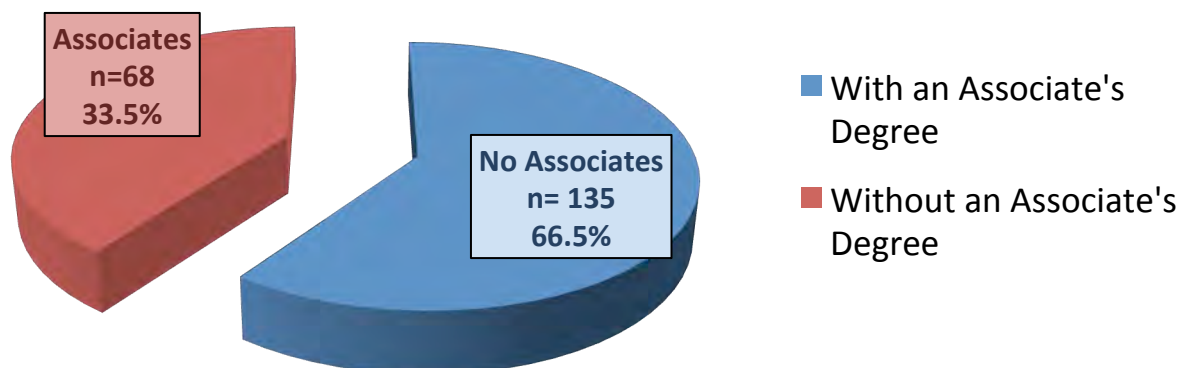
Fall 2008 & Spring 2009 Cohort Transfer Out Students



Associate Degree Status: Students Who Transferred to Connecticut Public Institutions

Of the two-hundred- three (n=203) Housatonic Community College students who transferred to Connecticut public four-year institutions, sixty-eight students (n=68, 33.5%) earned an associate's degree before they transferred to the public four-year institution.

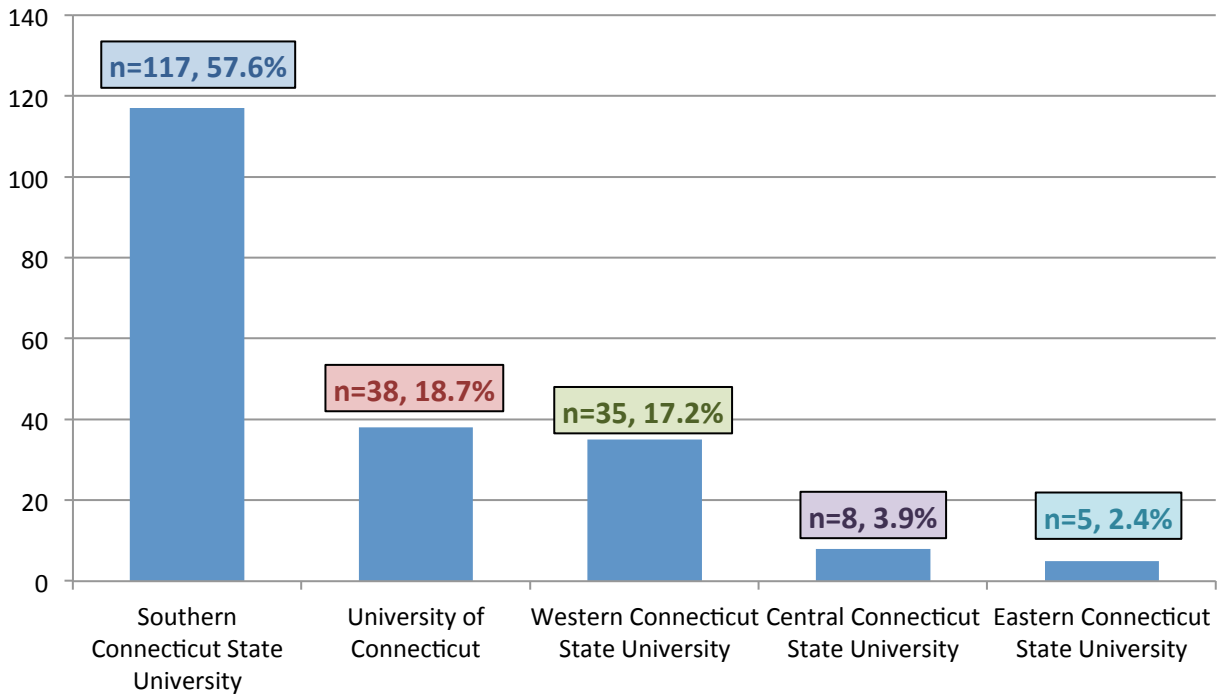
Fall 2008 & Spring 2009 Cohort Transferred to Connecticut Four-Year Public Institution



Most Selected Public Four Year Institutions in Connecticut

Of the two-hundred- three (203) students who chose to transfer to public four-year institutions within the state of Connecticut, one-hundred-seventeen (n=117, 57.6 %) chose to attend Southern Connecticut University.

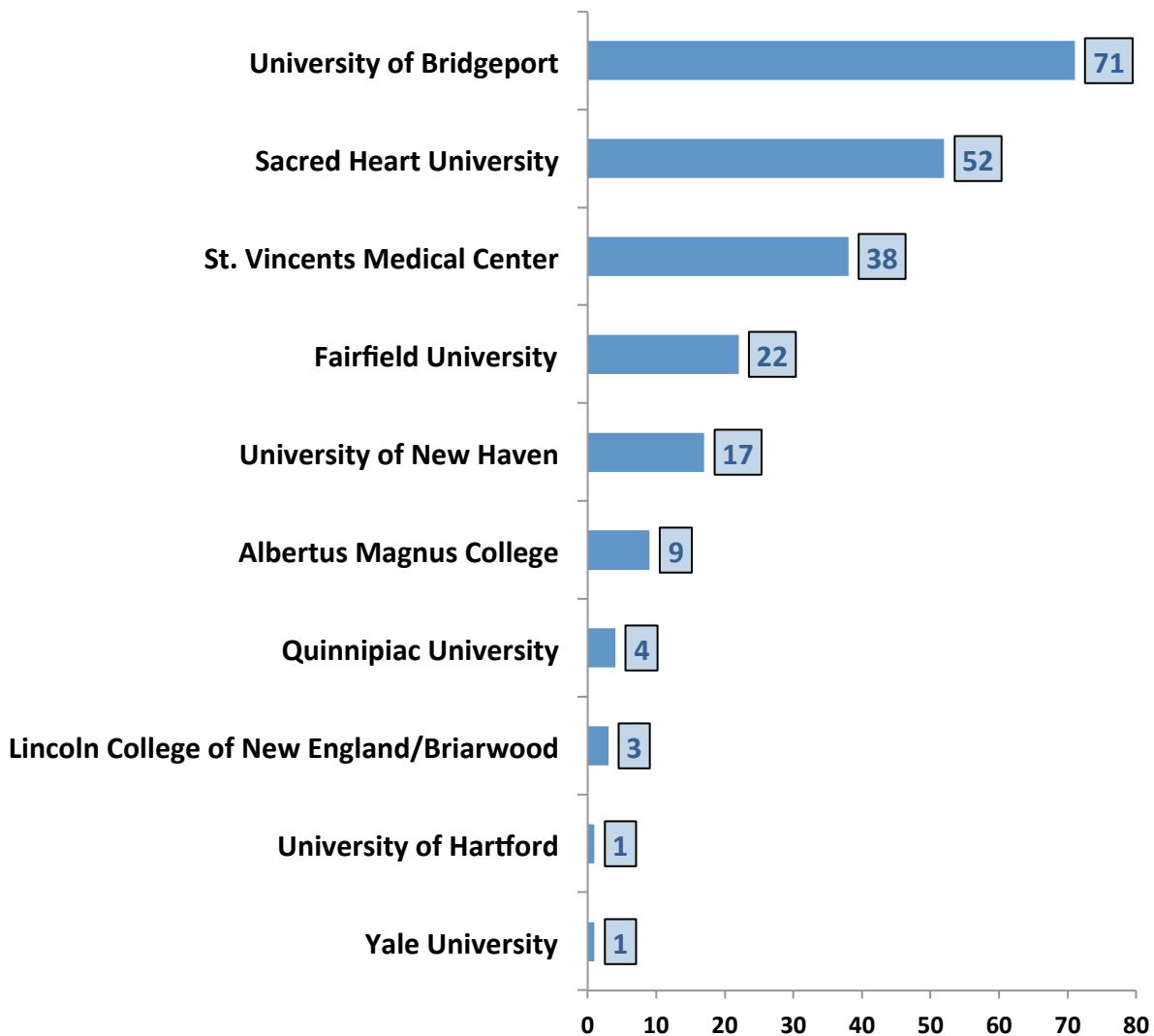
Fall 2008 & Spring 2009 Cohort Transferred to CT State Universities



Most Selected Private Institutions in the State of Connecticut

Of the two-hundred-eighteen (n=218) transfer students who chose to enroll in private universities, the majority enrolled at the University of Bridgeport (n=71), Sacred Heart University (n=52), St. Vincent's Medical Center – School of Nursing (n=38), Fairfield University (n=22), and University of New Haven (17).

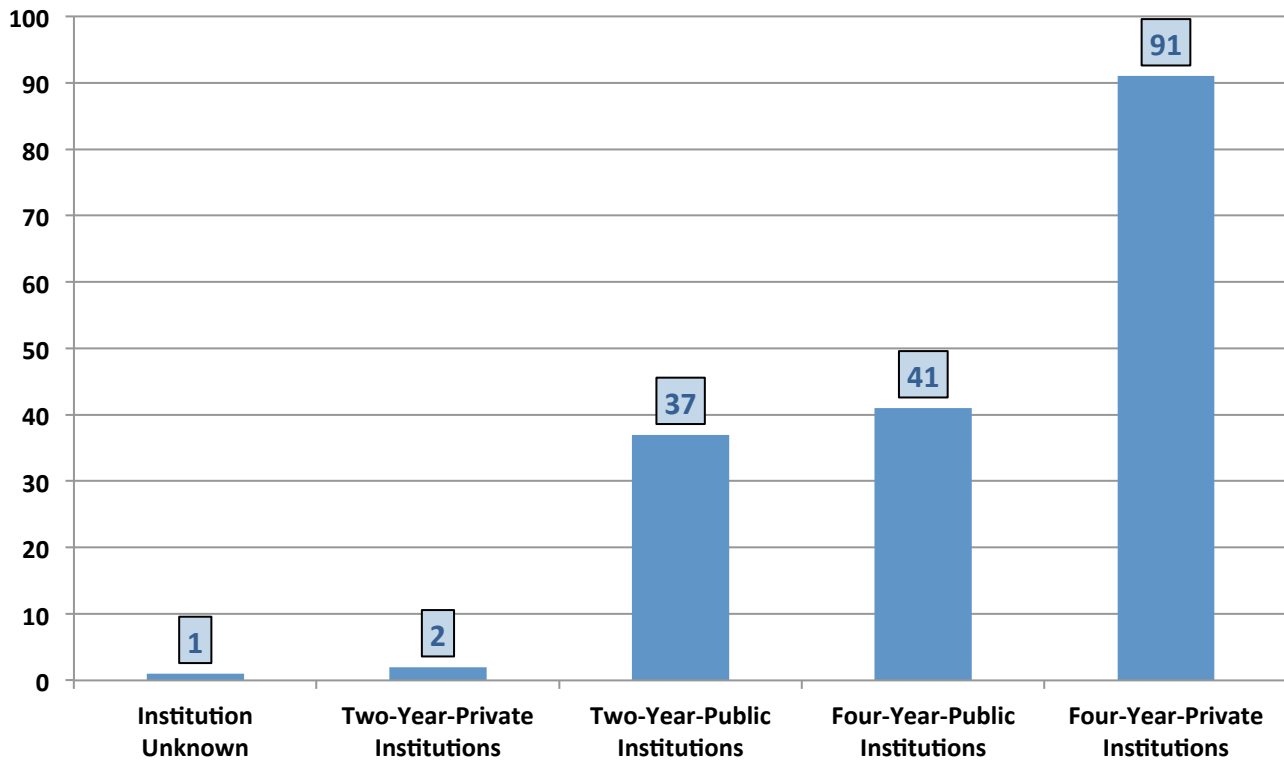
Fall 2008 & Spring 2009 Cohort Transferred to Private Institutions in Connecticut



Transferred to Out-of-State Institutions

Of the one-hundred-seventy-two (n=172) HCC students who chose to transfer to colleges out-of-state, the majority of students (n=91) chose four-year-private institutions.

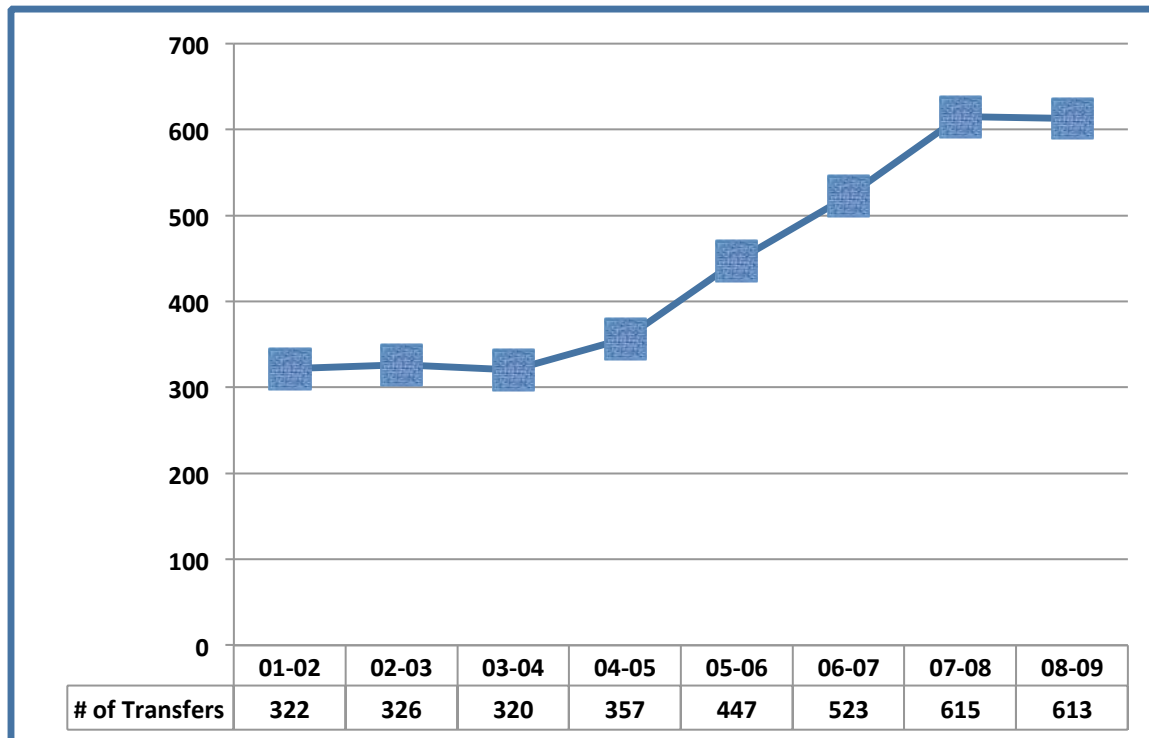
**Fall 2008 & Spring 2009 Cohort
Transferred to Out-Of-State Institutions**



Eight Year Trend

In the past eight years, three-thousand-five hundred-twenty-three students (n=3,523) have transferred from Housatonic Community College to other colleges and universities. One-thousand-two-hundred-fifty-one students (1,251, 35.5%) transferred to four year colleges or universities in the State of Connecticut. One-thousand-eighty-five students (n=1,085, 30.8%) transferred to private colleges in Connecticut, ninety-nine (99, 2.8%) transferred to another Connecticut Community college, and one-thousand forty-seven students (1,047, 29.7%) enrolled in colleges out-of-state. Forty-one students (41, 1.2%) enrolled in colleges unknown.

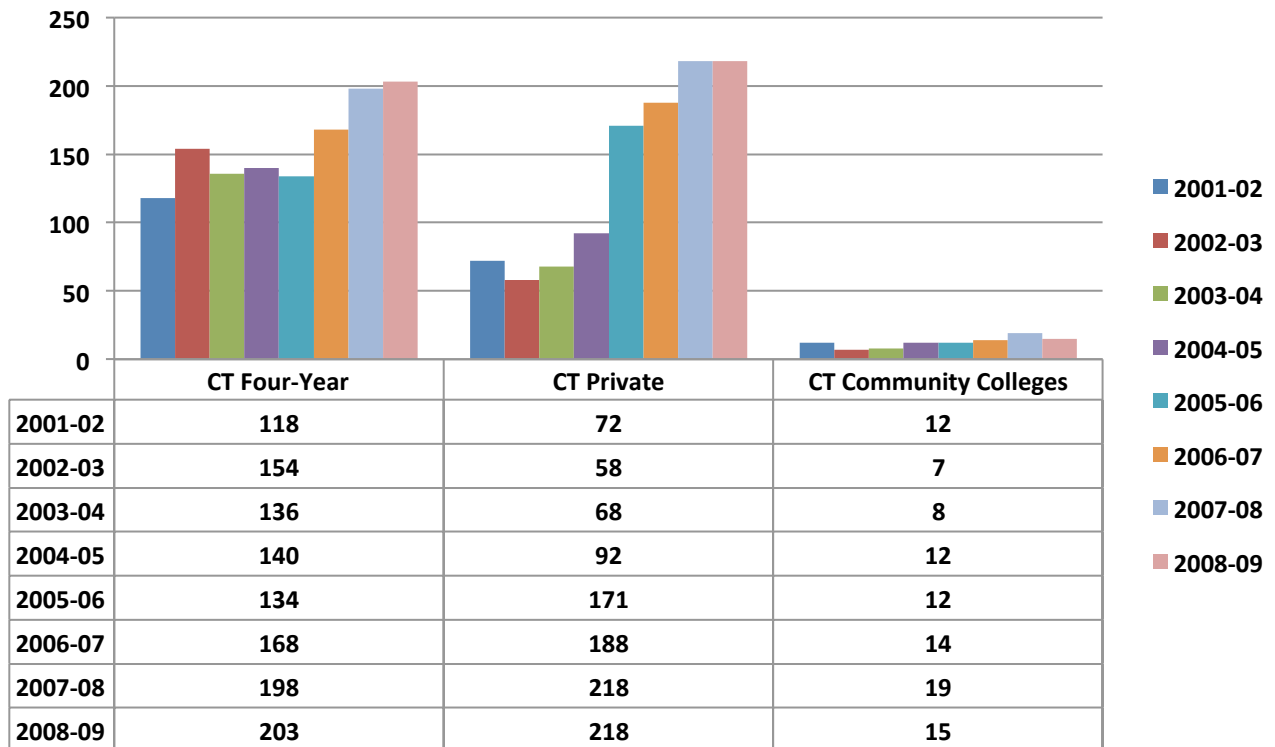
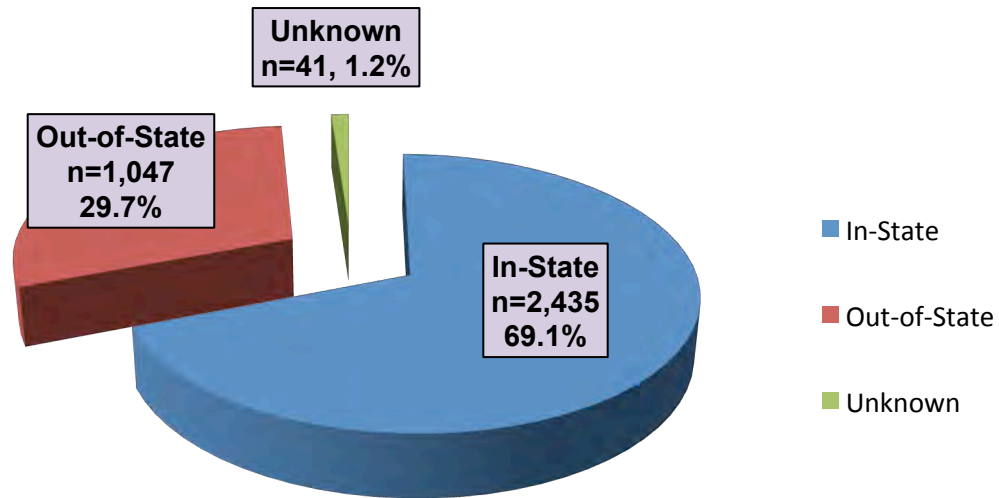
Total Number of Students Who Transferred from Housatonic Community College from Other Colleges and Universities (Fall and spring semesters)



By academic year, students who transfer to other institutions range from three hundred twenty (320) in 2003-04 to six-hundred-fifteen (615) students in 2007-08. Enrollment at HCC has increased since 2001 allowing for more students eligible to transfer each year.

Eight Year Trend

The majority of students n=2,435, 69.1% who have transferred from HCC in the past eight years have enrolled in Connecticut colleges and universities.



Students Who Transferred to Connecticut Public Four-Year Institutions

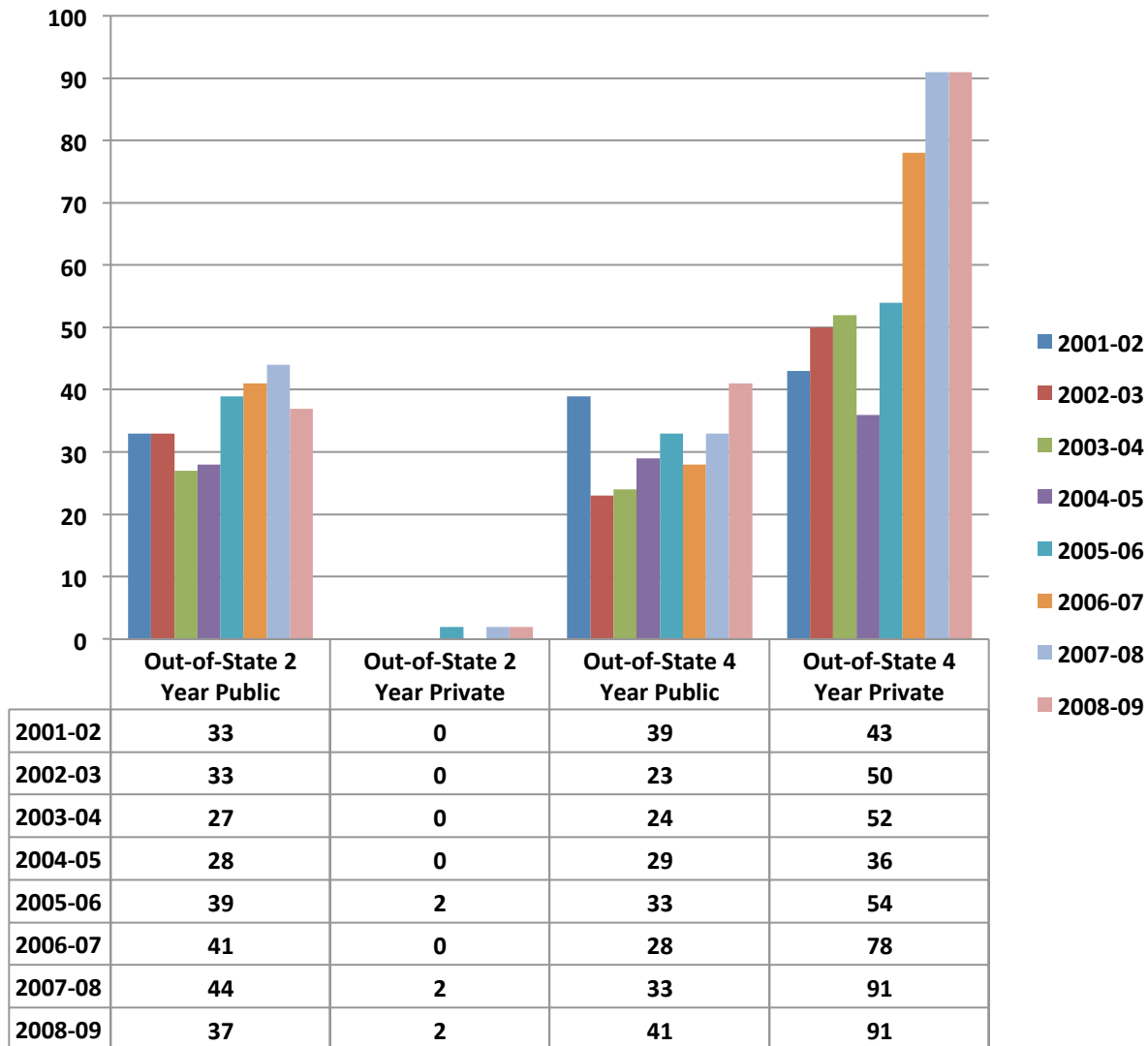
Of the HCC students that have transferred to institutions of higher education, the majority chose to stay in the state of Connecticut. Students who chose to enroll in Connecticut four-year public colleges and universities most often chose Southern Connecticut. (See attached chart)

Students who chose Connecticut private colleges most often chose (more than 5 students in the past eight years):

- University of Bridgeport
- St. Vincent's School of Nursing
- Sacred Heart University
- Fairfield University
- University of New Haven
- Quinnipiac University
- Albertus Magnus College
- Lincoln College/Briarwood

(See attached chart for details by year)

Total Number of Students Who Transferred to Connecticut Public Four-Year Institutions (2001-2009)



HCC students who have transferred to out-of-state students have enrolled primarily in four-year private institutions.

Methods

The data used for this report was extracted from Banner on October 24, 2011. This data relies on the membership to the National Clearinghouse for transfer students. The Banner extract that was used for this information was a transfer of data from the National Clearinghouse. Not all colleges and universities have been members of the clearinghouse during the time period of this report (2001-2011). Numbers may vary due to college and university membership status and the accuracy of the student data.

Concluding Thoughts

We have been able to track approximately 3,500 HCC students who have transferred to another college within two years of leaving campus. The accuracy of the data relies heavily on the strength of the membership of the National Clearinghouse. Although the colleges and universities in the State of Connecticut have consistent a membership, not all private colleges have had a membership over the time covered in this report. **The Bridgeport Hospital School of Nursing is not a member and therefore this report does not include the large number of HCC students who have transferred there.**

[See attached chart here](#)