

Retaining Students

Fall to Fall
Fall to Spring



FALL TO FALL



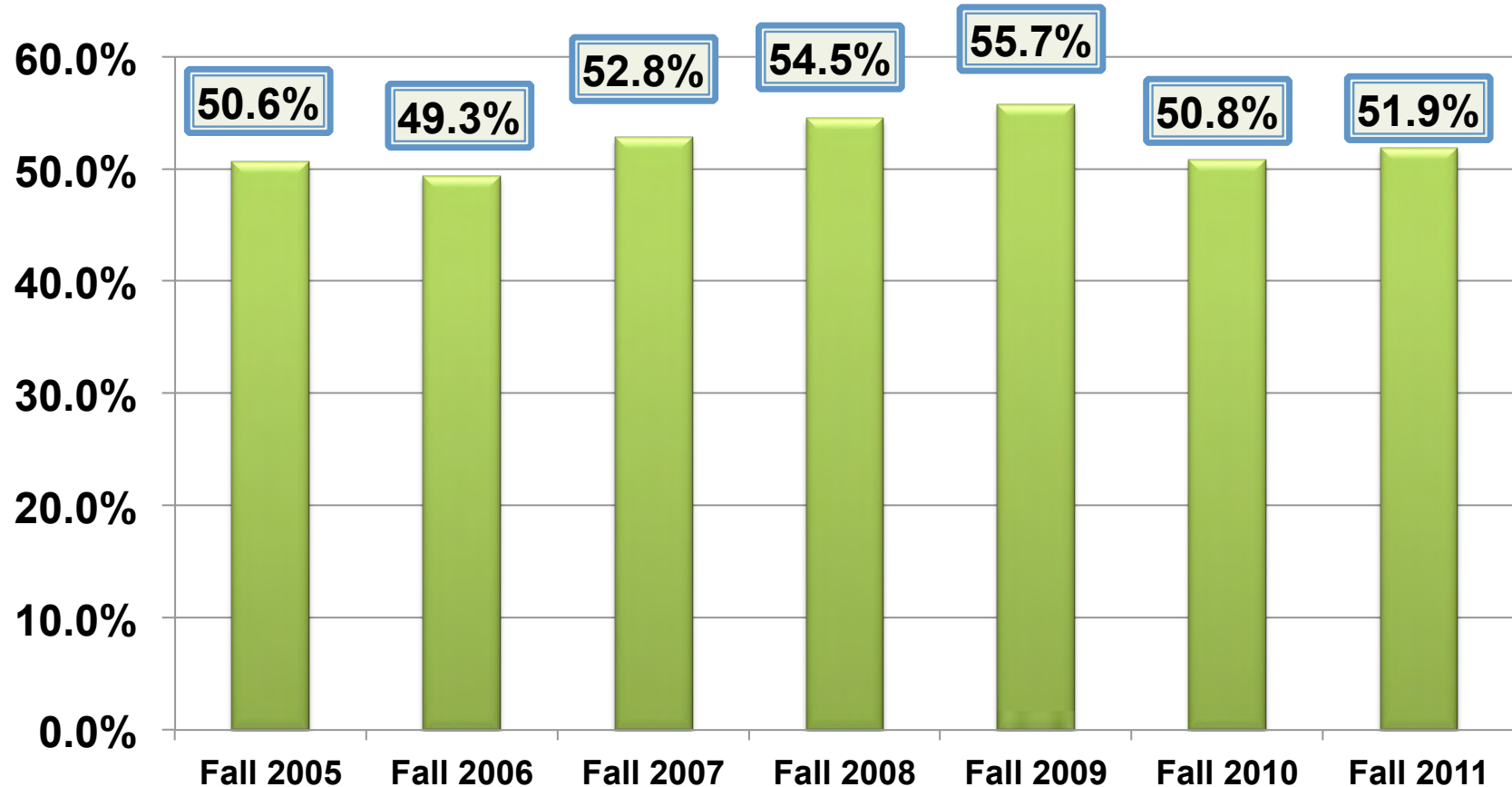
Calculated as the proportion of degree-seeking students present in the initial fall at freeze (students in this cohort who graduate in the previous academic year are removed from the calculation) and are enrolled the following fall.

FREEZE DATES (dates our data is extracted each semester for reporting purposes)

Fall 2005	9/12/05	Spring 2006	2/7/06
Fall 2006	9/12/06	Spring 2007	2/7/07
Fall 2007	9/13/07	Spring 2008	2/6/08
Fall 2008	9/16/08	Spring 2009	2/6/09
Fall 2009	9/8/09	Spring 2010	2/5/10
Fall 2010	9/13/10	Spring 2011	2/9/11
Fall 2011	9/12/11	Spring 2012	2/3/12
Fall 2012	9/14/12	Spring 2013	2/7/13 PM


Housatonic Community College

Fall to Fall



Source: Banner extracts - "Fall to Fall", as displayed above, is defined as the proportion of degree-seeking students present in the initial fall minus the students in the cohort who graduated in that academic year and who are in attendance the following fall, one year later. Dates the data is extracted each semester is included on slide 2.

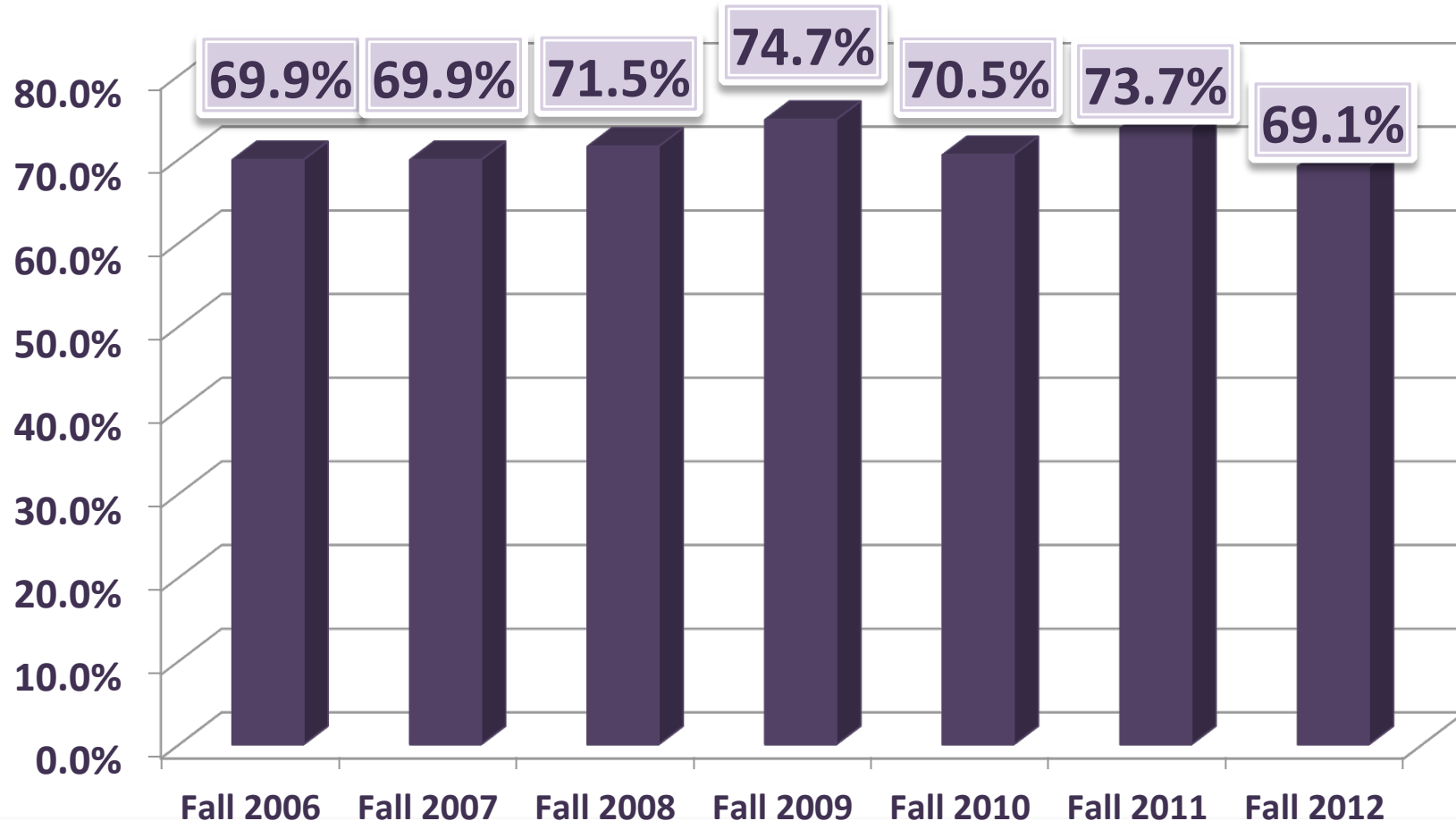
FALL TO SPRING



Calculated as the proportion of degree-seeking students present in the initial fall (students in this cohort who graduate in the previous academic year are removed from the calculation) and are enrolled in the following spring semester.

See dates the data is extracted on slide #2.

Housatonic Community College Fall to Spring



Source: Banner Extract – "Fall to Spring", as displayed above, is defined as the proportion of degree-seeking students present in the initial fall minus the students in the cohort who graduated in that academic year and who are in attendance the following spring, one semester later. Dates the data is extracted each semester is included on slide 2.