

An Analysis of the HCC Writing Center

Fall 2015 Semester

Kevin Fontan, HCC Alumni

Jan Schaeffler, Faculty Sponsor

Presented at the 1st annual STEAM conference, May 6, 2016

The Writing Center

This is the by far the best place to get help with anything related to writing!
Brain storming, creating outlines, work cited pages, and even college transfer essay goes on here.
These tutors are the best and love what they do.
They want to see you succeed!!

Located in room Lafayette Building B118



Kevin Fontan, Housatonic Community College, Writing Center Student Analysis- Office of Institutional Research, Planning, and Assessment

Who are the Students Who Use the Writing Center?

- Opening a new world of learning the students learn new skills and writing techniques during every appointment.
- The writing center takes over **700** appointments with over **300** different students every semester.

Kevin Fontan, Housatonic Community College, Writing Center Student Analysis- Office of Institutional Research, Planning, and Assessment

Method

- Data was collected in the fall 2015 semester on students who used the Writing Center. The researcher chose to determine if the Writing Center made a difference in their academic performance and retention. Data was also used for continuous improvement of the Writing Director, Professor Smith.
- Most of the data collected was qualitative.
- Data was examined for demographics and for return rate the following semester.
- Some recoding was used and SPSS was utilized for data frequencies and merging data to determine return rates of students.

Kevin Fontan, Housatonic Community College, Writing Center Student Analysis- Office of Institutional Research, Planning, and Assessment

Reasons for Student Visits in Addition to Help with Courses

In addition to coming to the Writing Center for help with writing course work, students also come to the Writing Center for assistance with:

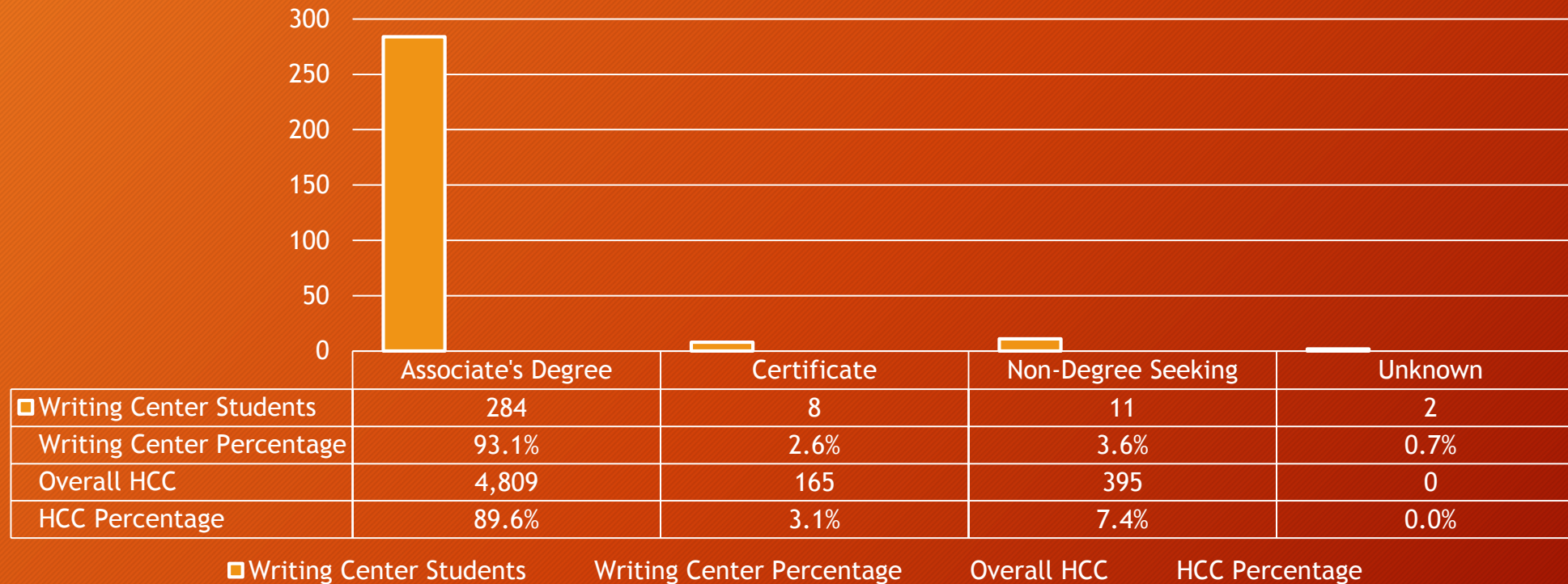
- Internship essays
- Transfer essays
- Cover letters
- APA style guidance
- Scholarship essays
- Nursing school essays

Kevin Fontan, Housatonic Community College, Writing Center Student Analysis- Office of Institutional Research, Planning, and Assessment

Are Students Who Come to the Writing Center representative of the HCC student Population?

Kevin Fontan, Housatonic Community College, Writing Center Student Analysis Office of Institutional Research, Planning, and Assessment

Degree Seeking Status of Students Who used Writing Center

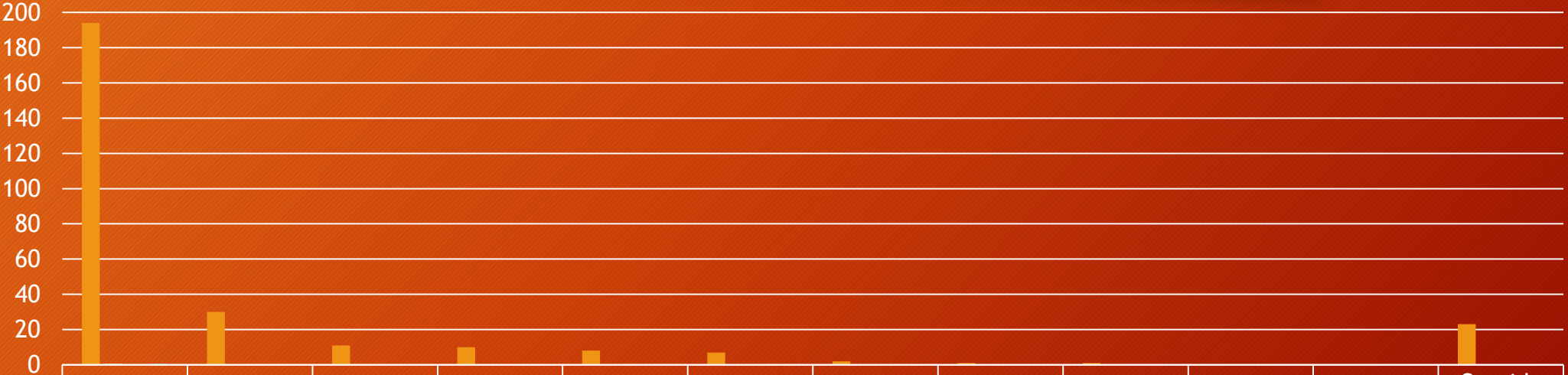


Overall, the representation of students who use the Writing Center was close to the overall HCC student population. A larger percentage of the non-degree seeking students used the Writing Center.

Kevin Fontan, Housatonic Community College, Writing Center Student Analysis- Office of Institutional Research, Planning, and Assessment

Student Town/City of Origin

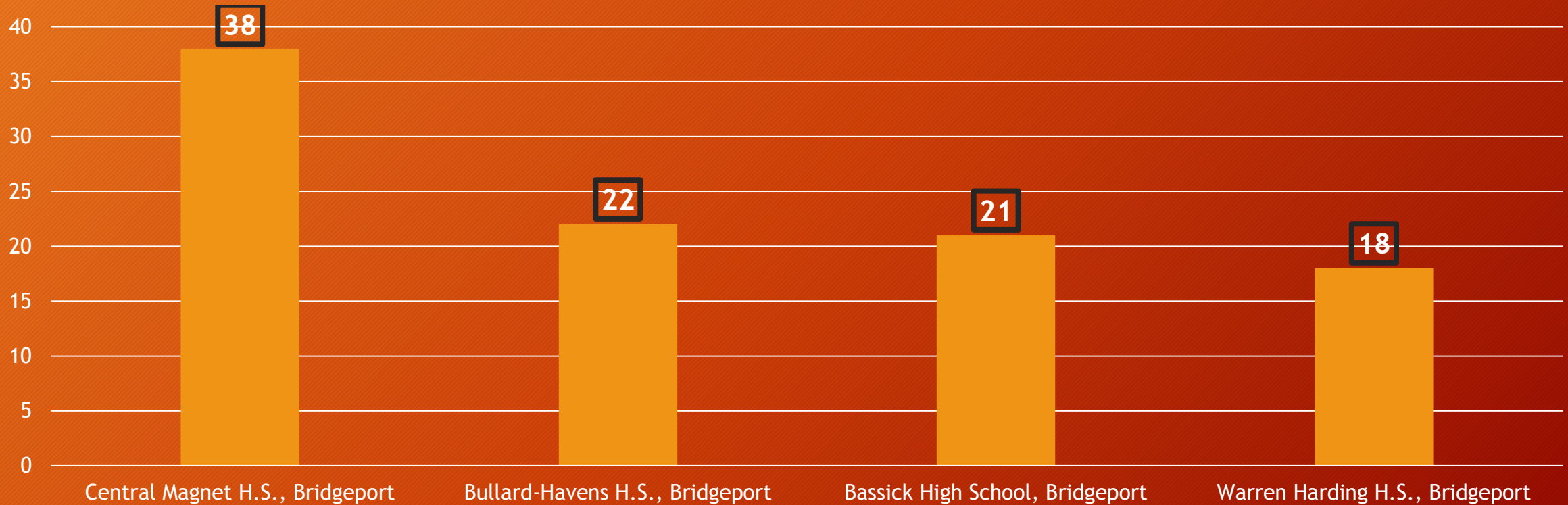
Most students attending HCC hail from Bridgeport. A larger portion used the Writing Center



	Bridgeport	Stratford	Shelton	Milford	Ansonia	Fairfield	Derby	Easton	Seymour	Monroe	Trumbull	Outside Service Area
Writing Center Town/City	194	30	11	10	8	7	2	1	1	0	0	23
Writing Center Percentage	67.6%	10.5%	3.8%	3.5%	2.8%	2.4%	0.7%	0.3%	0.3%	0.0%	0.0%	8.0%
Overall HCC	2,622	728	317	238	119	199	57	14	52	122	278	623
HCC Percentage	48.8%	13.6%	5.9%	4.4%	2.2%	3.7%	1.1%	0.3%	1.0%	2.3%	5.2%	11.6%

Kevin Fontan, Housatonic Community College, Writing Center Student Analysis- Office of Institutional Research, Planning, and Assessment

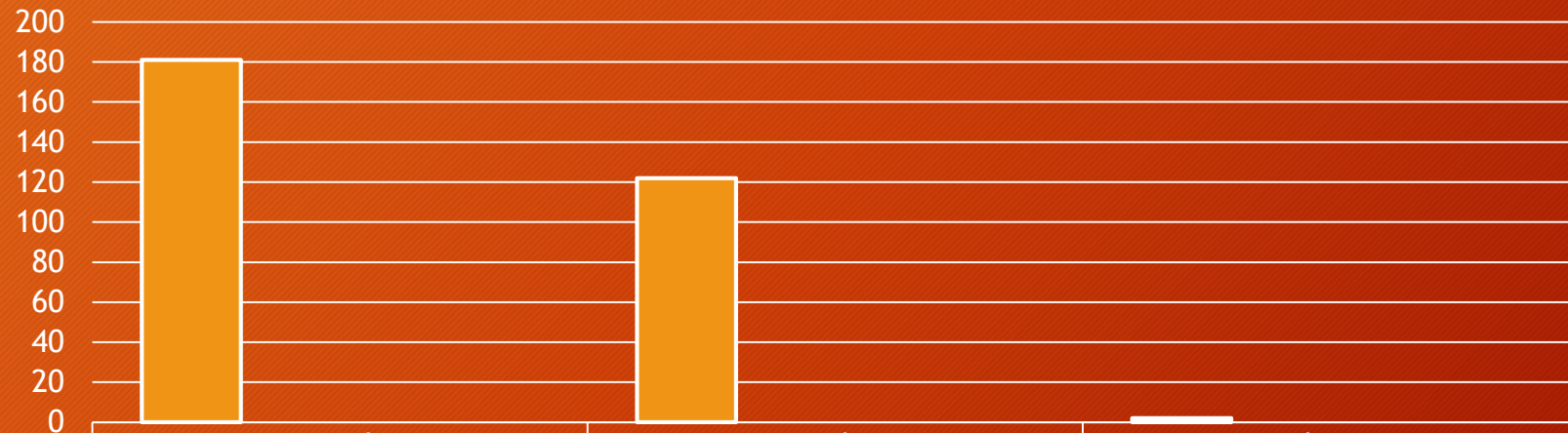
Top High Schools of Writing Center Students



Kevin Fontan, Housatonic Community College, Writing Center Student Analysis- Office of Institutional Research, Planning, and Assessment

Gender

The gender of the students using the Writing Center was similar to the overall percentage of the HCC student population.



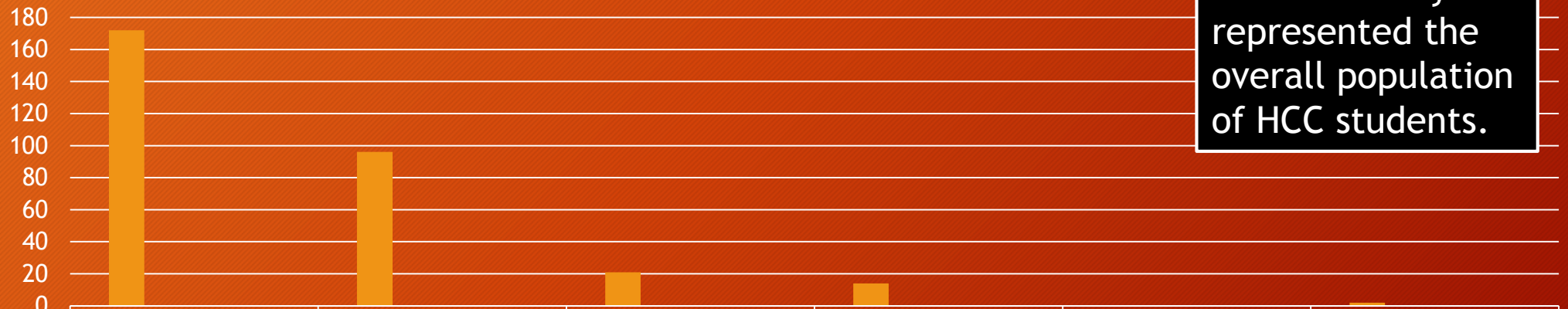
	Female	Male	Unknown
Writing Center Gender	181	122	2
Writing Center Percentage	59.3%	40.0%	0.7%
Overall HCC	3,237	2,132	0
HCC Percentage	60.3%	39.7%	0.0%

■ Writing Center Gender
■ Writing Center Percentage
■ Overall HCC
■ HCC Percentage

Kevin Fontan, Housatonic Community College, Writing Center Student Analysis- Office of Institutional Research, Planning, and Assessment

Status of Student

Status of students using the Writing Center closely represented the overall population of HCC students.



	Continuing/Returning	New Students	New Transfer Students	Readmit Students	High School Students	Unknown
■ Writing Center Status	172	96	21	14	0	2
Writing Center Percentage	56.4%	31.5%	6.9%	4.6%	0.0%	0.7%
Overall HCC	3,423	1,078	534	315	19	0
HCC Percentage	63.8%	20.1%	9.9%	5.9%	0.4%	0.00%

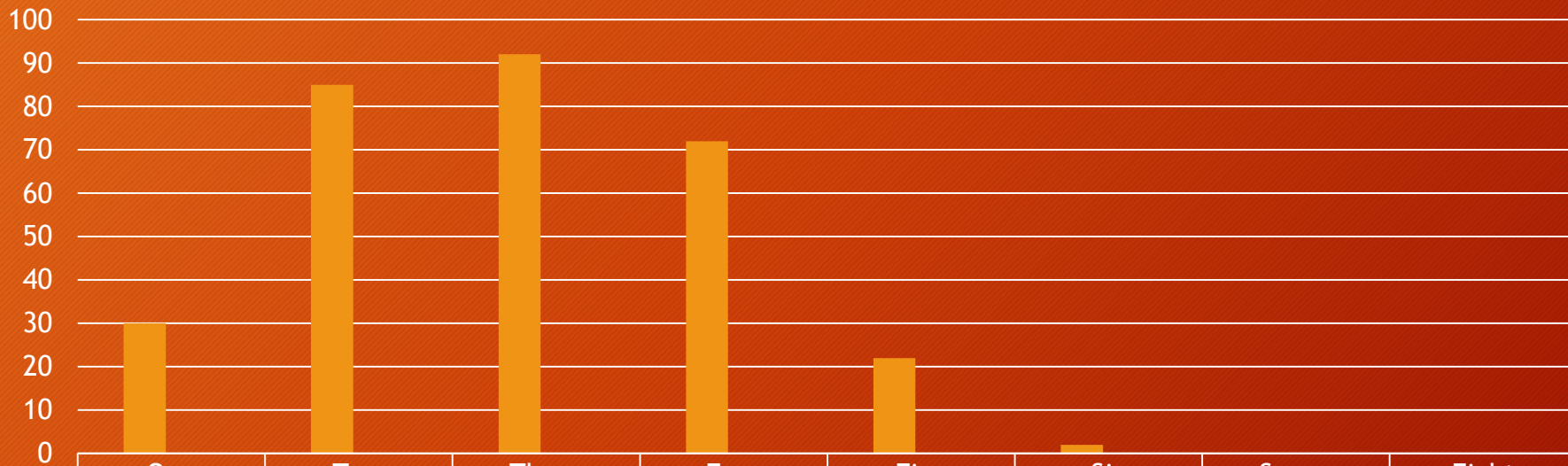
■ Writing Center Status Writing Center Percentage Overall HCC HCC Percentage

Kevin Fontan, Housatonic Community College, Writing Center Student Analysis- Office of Institutional Research, Planning, and Assessment

Number of Courses Students Took

Students using the Writing Center tended to take more courses within the semester.

Number of Courses



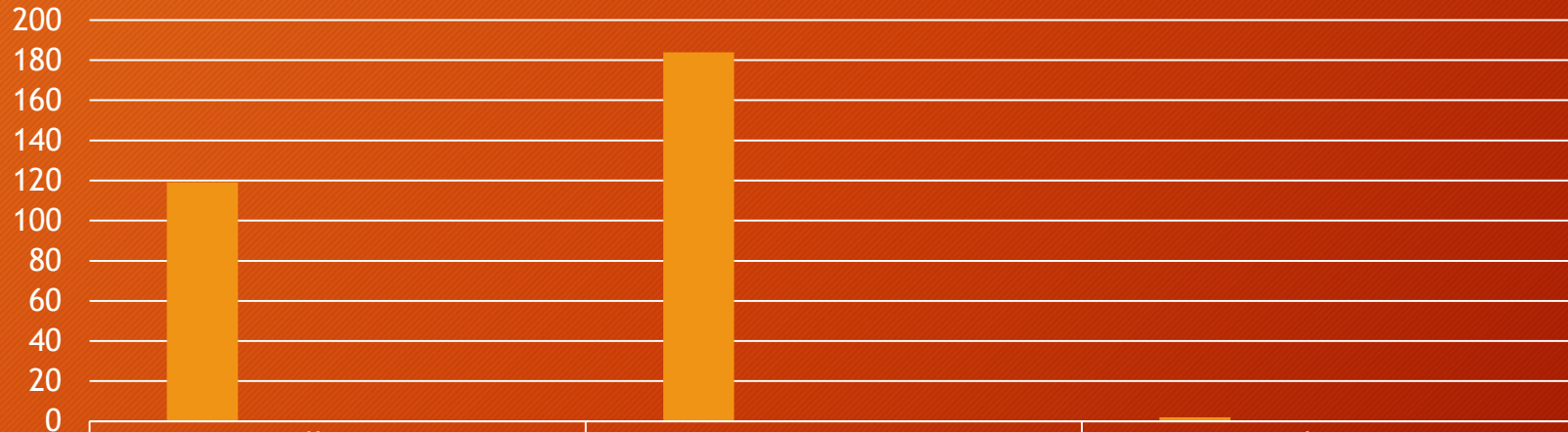
	One	Two	Three	Four	Five	Six	Seven	Eight
Writing Center	30	85	92	72	22	2	0	0
Overall HCC	1,241	1,583	1,131	1,097	244	29	1	43

Writing Center:
The mean number of courses taken by students was 2.92

HCC:
The mean number of courses taken by students was 2.6

Enrollment Status

A higher percentage of full time students used the Writing Center.



	Full Time	Part Time	Unknown
■ Writing Center Status	119	184	2
Writing Center Percentage	39.0%	60.3%	0.7%
Overall HCC	1,654	3,715	0
HCC Percentage	30.8%	69.2%	0.0%

■ Writing Center Status Writing Center Percentage Overall HCC HCC Percentage

Kevin Fontan, Housatonic Community College, Writing Center Student Analysis- Office of Institutional Research, Planning, and Assessment

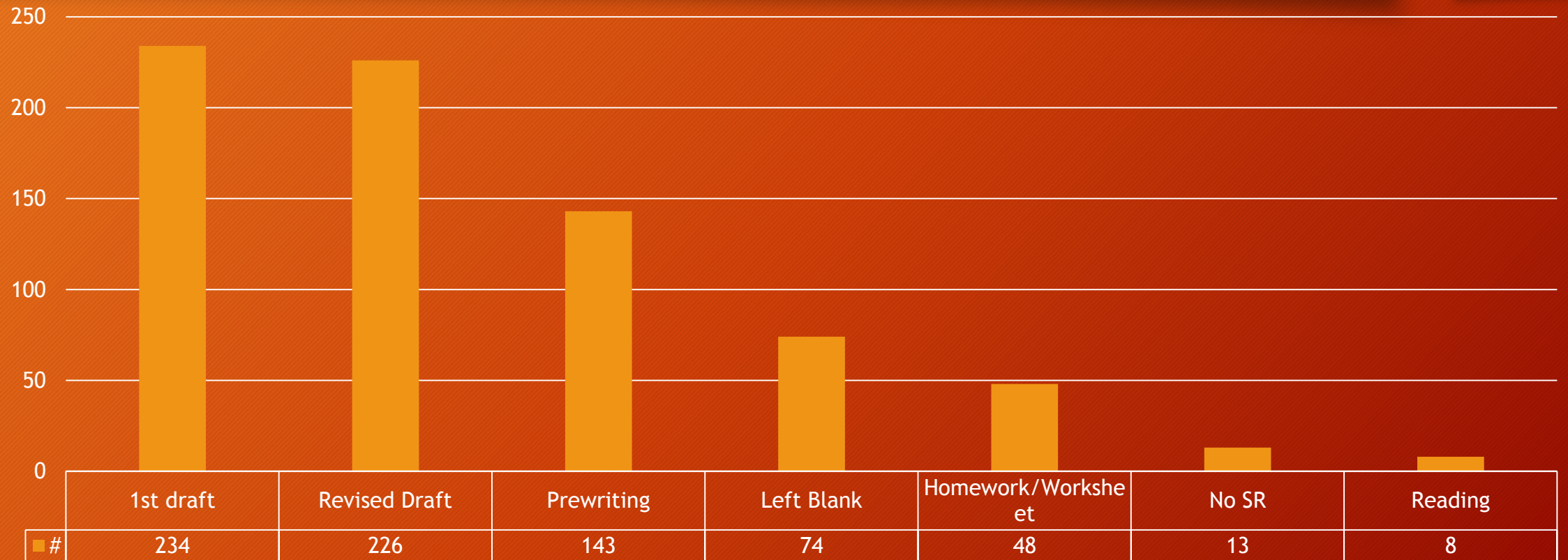
Top Majors of Students Using the Writing Center

- General Studies (n=139)
- Criminal Justice (n=32)
- Human Services (n=18)
- Liberal Arts and Science: Human Behavior and Social Sciences (n=16)

The most popular major at HCC is the General Studies degree program

Kevin Fontan, Housatonic Community College, Writing Center Student Analysis- Office of Institutional Research, Planning, and Assessment

Reason for Student Visit to the Writing Center



Kevin Fontan, Housatonic Community College, Writing Center Student Analysis- Office of Institutional Research, Planning, and Assessment

Do Smart Students Come for Help?

Writing Center

- ❖ The mean GPA was 1.67
 - ❖ The median of GPA was 2.00
 - ❖ With a mode of 4.00
-
- ✓ 19.5% above a 3.5 GPA
 - ✓ 44.54% with a 3.0 or higher

HCC

- ❖ The mean GPA was 1.87
 - ❖ The median of GPA was 2.37
 - ❖ With a mode of 0.00
-
- ✓ 16.7% above a 3.5 GPA
 - ✓ 41.3% with a 3.0 or higher


When removing the students that were unable to obtaining a GPA due to being new or transfers the numbers show a different story as shown with the check marks

Initial Findings

Overall the HCC student pass rate for ENG094 was 61.5%, but for students who used the Writing Center it was 79.7%

Overall HCC student pass rate for ENG 101 was 67.8%, but for students who used the Writing Center it was 77.3%

Overall HCC student pass rate for ENG 102 was 57.6%, but for students who used the Writing Center it was 87.8%



How Effective is the Writing Center?

ENG 094 - Introduction to College Writing

Students Did Not Use the Writing Center

n = 303

Mean final grade = 1.4653

Standard deviation = 1.52397

Students Used the Writing Center

n = 74

Mean final grade = 2.3581

Standard deviation = 1.25245

T-test for two samples revealed a p-value = .0001

Chances of this occurring is 1 in 10,000

Kevin Fontan, Housatonic Community College, Writing Center Student Analysis- Office of Institutional Research, Planning, and Assessment

How Effective is the Writing Center?

ENG 101 - Composition

Students Did Not Use the Writing Center

N = 791

Mean final grade = 2.1059

Standard deviation = 1.51337

Students Used the Writing Center

n = 75

Mean final grade = 2.49

Standard deviation = 1.21048

T-test for two samples revealed a p-value=.03
Chances of this occurring is 3 in 100

Kevin Fontan, Housatonic Community College, Writing Center Student Analysis- Office of Institutional Research, Planning, and Assessment

How Effective is the Writing Center?

ENG 102 - Literature & Composition

Students Did Not Use the Writing Center

n = 513

Mean final grade = 1.8801

Standard deviation = 1.52278

Students Used the Writing Center

n = 41

Mean final grade = 2.8902

Standard deviation = 1.13750

T-test for two samples revealed a p-value=.0001
Chances of this occurring is 1 in 10,000

Kevin Fontan, Housatonic Community College, Writing Center Student Analysis- Office of Institutional Research, Planning, and Assessment

How Effective is the Writing Center?

CJS- Writing for Criminal Justice

Students Did Not Use the Writing Center

n = 33

Mean final grade = 2.46

Standard deviation = 1.32

Students Used the Writing Center

n = 9

Mean final grade = 3.53

Standard deviation = .46

T-test for two samples revealed a p-value=.0232
Chances of this occurring without the Writing Center is 2 in 100

Kevin Fontan, Housatonic Community College, Writing Center Student Analysis- Office of Institutional Research, Planning, and Assessment

Findings

The retention rate was calculated by the number of students who were enrolled in fall 2015, did not graduate, and returned to the college in the spring semester.

- *The fall to spring retention rate for the overall students was 73%.*
- *Eighty-three percent (83%) of the students who used the Writing Center in the fall were retained in the spring 2016 semester.*

This is 10 percent point boost in students using these college resources that help to build a support that keeps students coming back.

Policies Suggested for Continuous Improvement

- *Determine goals and objective for Writing Center that are measurable and modify the intake sheet accordingly.*
- *Make a plan to get the input sheet completely filled out so there is not so many blanks in the spreadsheet. All students for academic support use the same computer for signing in and out. A separate computer for the students using the Writing Center would enforce the sign out gaining more data, thus gaining more information for my study.*
- *My findings show that students who use the Writing Center are retained at a higher rate in the College than students who don't use the Writing Center. Consideration of making the Writing Center mandatory for ENG101 and ENG 102. Ask for syllabi from professors to determine due dates of assignments so more tutors can be scheduled during peak times.*

Policy Changes Under Consideration

- Final grades will be entered for each student and an analysis done on the overall pass rates for the college and for those who use the Writing Center.
- The researcher will suggest that he visit each ENG 101 & ENG 101(W), and ENG 102 class to introduce the Writing Center to students and show his findings in a short presentation to the students.

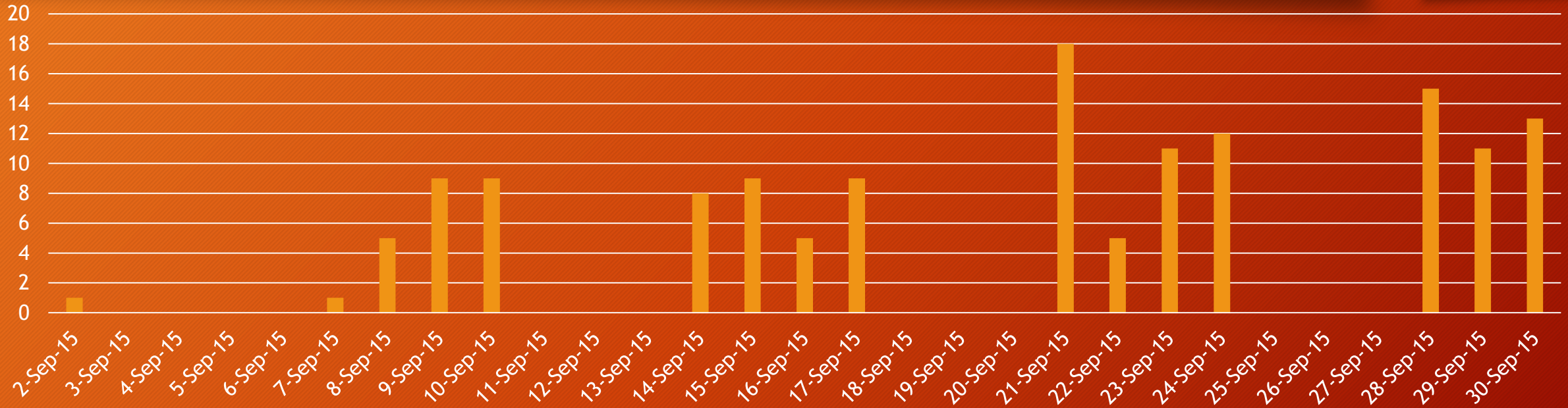
Kevin Fontan, Housatonic Community College, Writing Center Student Analysis- Office of Institutional Research, Planning, and Assessment

Question for the President and his Administrative Team

*Is the evidence compelling enough for the
President and his Administrative Team?*

*Should the researcher run a survey with
students asking them if they felt the Writing
Center contributed to their final grade in the
course?*

Frequency of Student Visits to the Writing Center September 2015

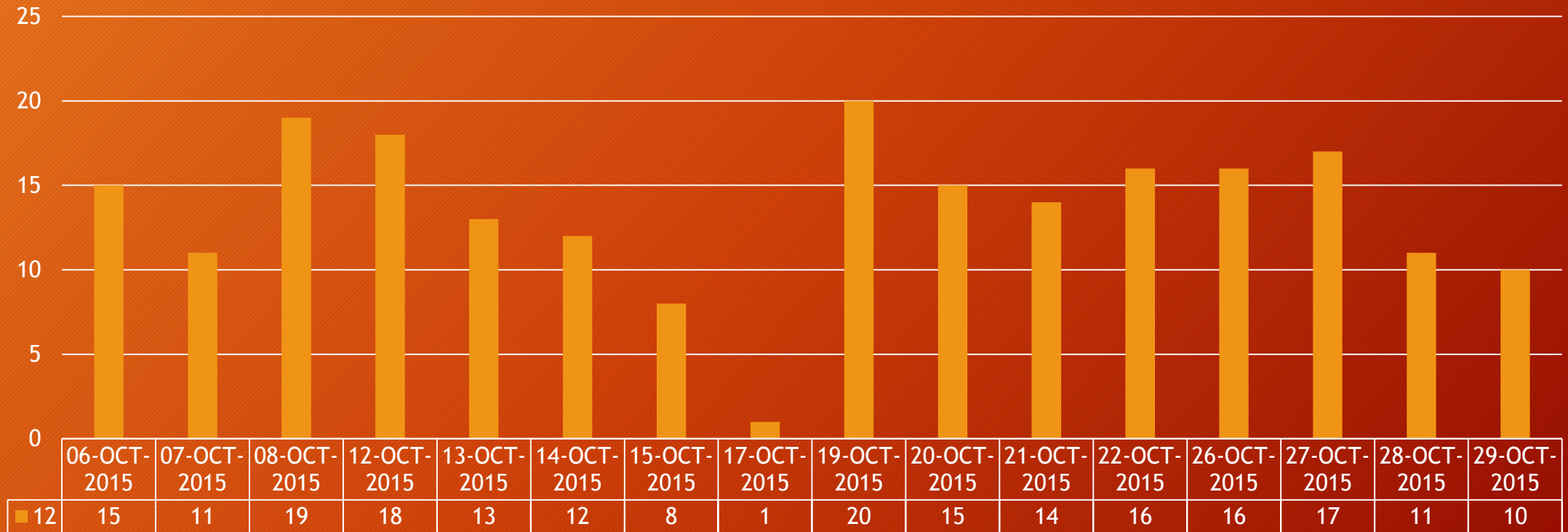


#	2-Sep-15	7-Sep-15	8-Sep-15	9-Sep-15	10-Sep-15	14-Sep-15	15-Sep-15	16-Sep-15	17-Sep-15	21-Sep-15	22-Sep-15	23-Sep-15	24-Sep-15	28-Sep-15	29-Sep-15	30-Sep-15
#	1	1	5	9	9	8	9	5	9	18	5	11	12	15	11	13

■ #

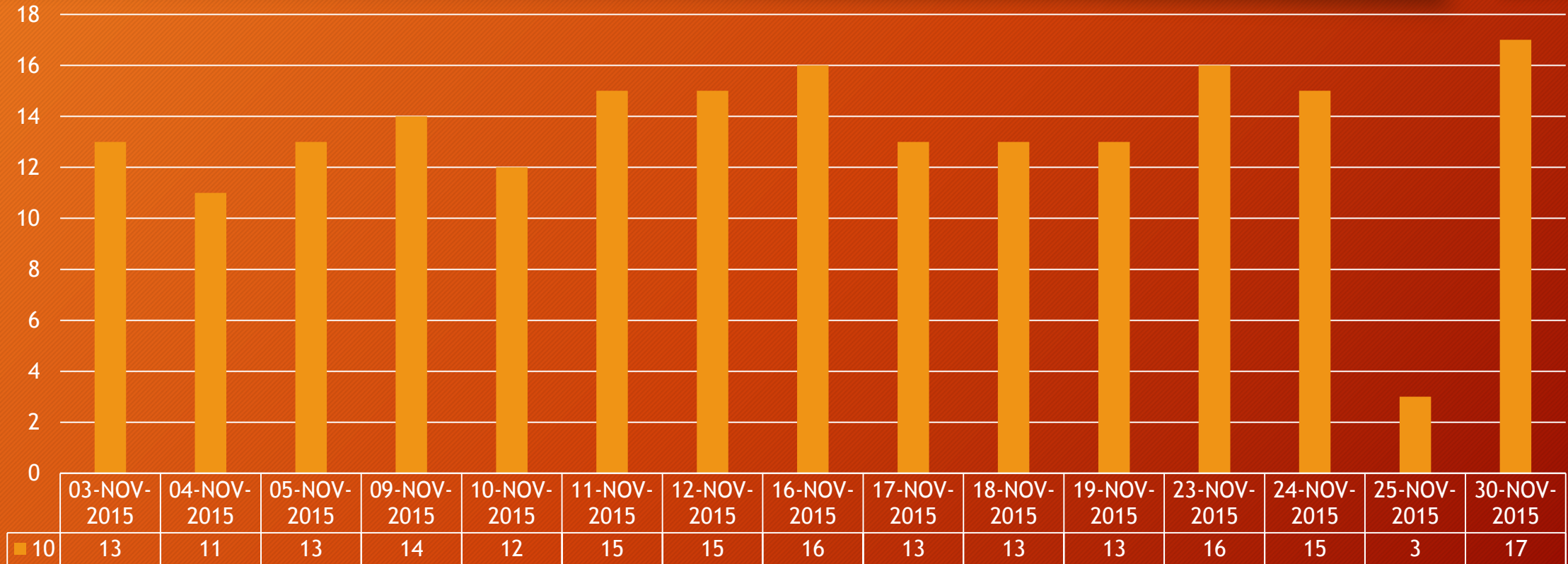
Kevin Fontan, Housatonic Community College, Writing Center Student Analysis- Office of Institutional Research, Planning, and Assessment

Frequency of Student Visits to the Writing Center October 2015



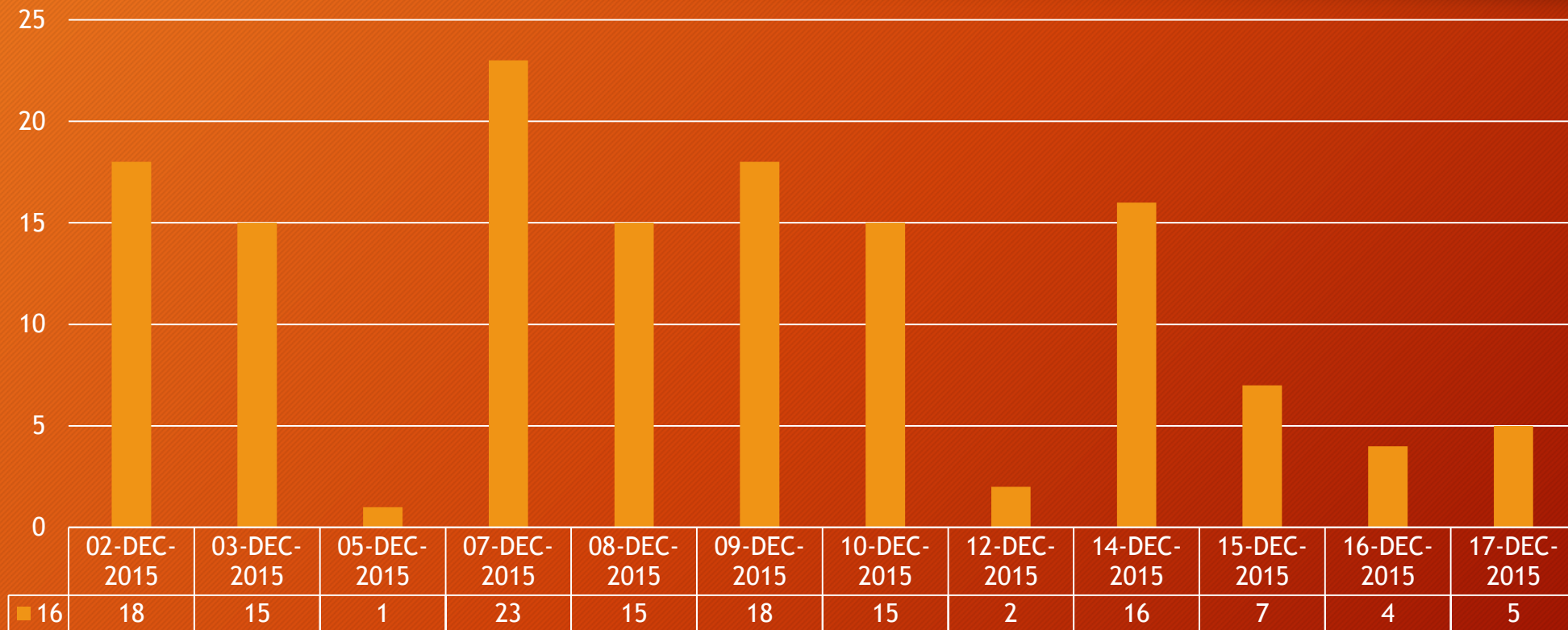
Kevin Fontan, Housatonic Community College, Writing Center Student Analysis- Office of Institutional Research, Planning, and Assessment

Frequency of Student Visits to the Writing Center November 2015



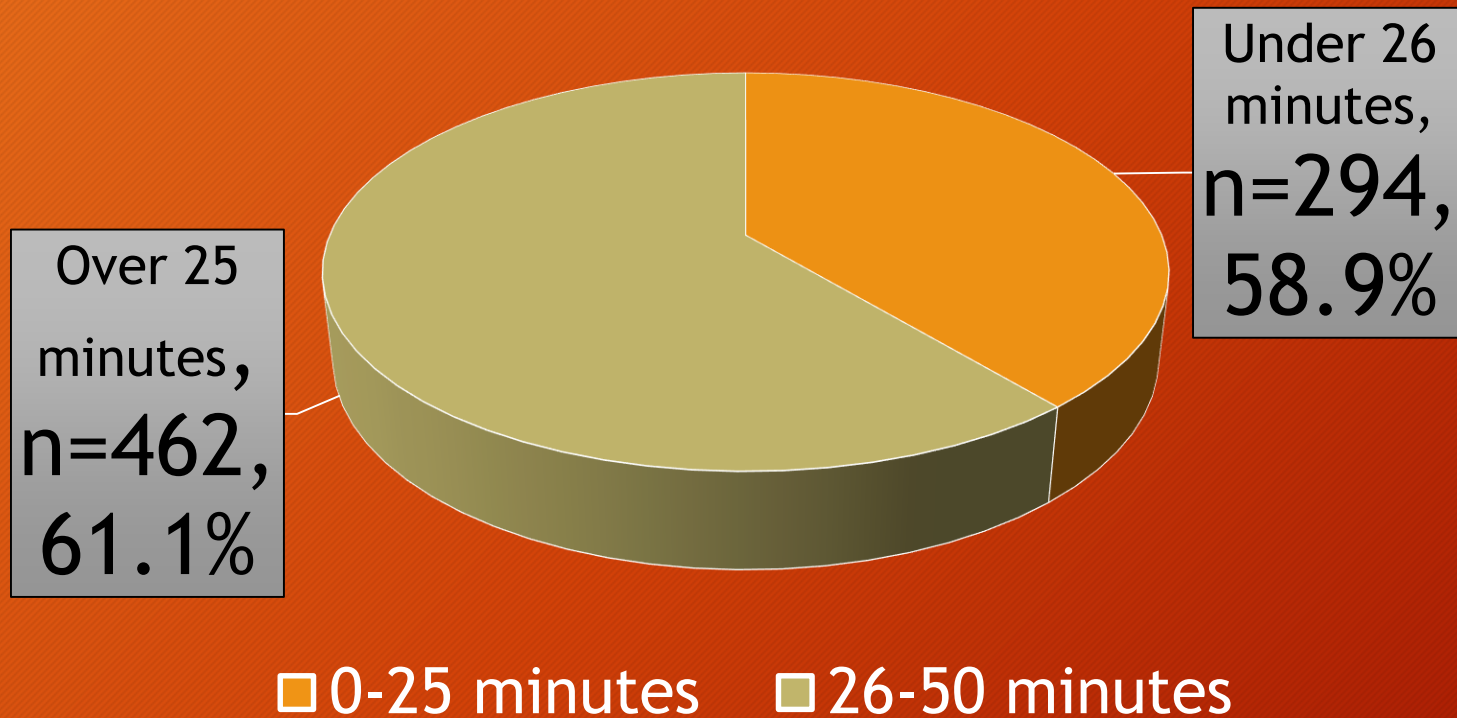
Kevin Fontan, Housatonic Community College, Writing Center Student Analysis- Office of Institutional Research, Planning, and Assessment

Frequency of Student Visits to the Writing Center December 2015



Kevin Fontan, Housatonic Community College, Writing Center Student Analysis- Office of Institutional Research, Planning, and Assessment

Length of Tutoring Sessions



Kevin Fontan, Housatonic Community College, Writing Center Student Analysis- Office of Institutional Research, Planning, and Assessment