

# New Student Online Orientation Log-in Instructions

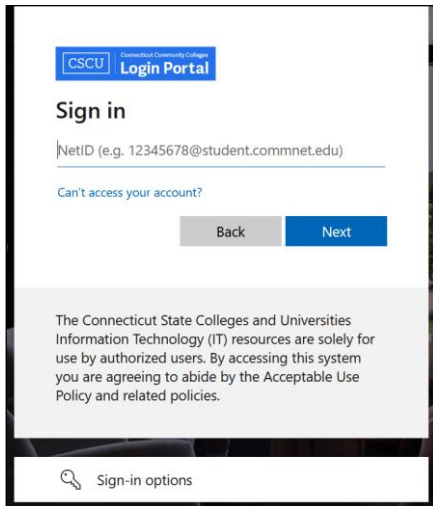
For additional assistance contact: [CTState-StudentOnboarding@ct.edu](mailto:CTState-StudentOnboarding@ct.edu)

## How to Begin:

- You can sign in to complete the New Student Online Orientation 24-hours after being admitted to the college.
- You will need to log into [myCommNet](#) prior to accessing the orientation portal: [myCommNet instructions](#).
- Have your [myCommNet](#) login information ready.
- Check your college email for your Certificate of Completion or download it from your Online Orientation dashboard.

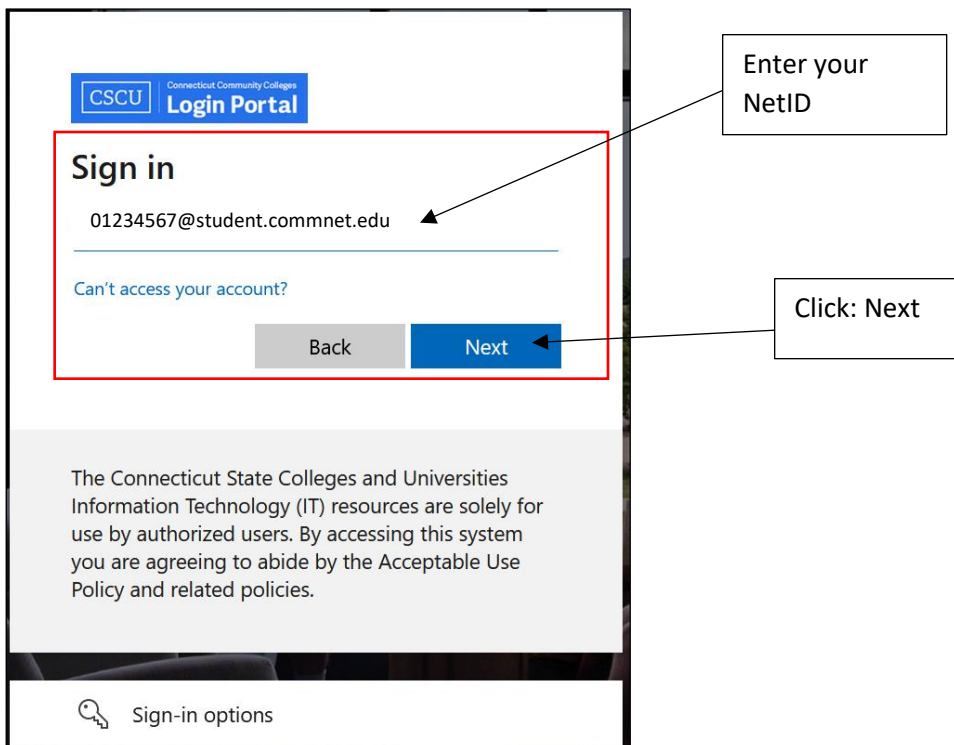
## Step by Step Instructions Log-in Instructions:

1. Go to the [New Student Online Orientation](#) webpage: [www.go2orientation.com/ct](http://www.go2orientation.com/ct)
2. You will be redirected to the **CSCU Connecticut Community Colleges Login Portal** webpage.



3. Enter your NetID
  - Example: [01234567@student.commnet.edu](#)

4. Click: Next



## New Student Online Orientation Log-in Instructions

For additional assistance contact: [CTState-StudentOnboarding@ct.edu](mailto:CTState-StudentOnboarding@ct.edu)

**5. Enter your Password**

**6. Click: Sign in**

The screenshot shows the CSCU Login Portal interface. At the top left is the CSCU logo and 'Login Portal' text. Below it is the email address '01234567@student.commnet.edu'. A red rectangular box highlights the 'Enter password' section, which contains a password input field with a placeholder 'Password' and a 'Forgot my password' link below it. A red circle highlights the blue 'Sign in' button. A callout box on the right contains the text 'Enter your Password & Click: Sign in' with two arrows pointing to the password field and the 'Sign in' button. At the bottom of the page, there is a disclaimer: 'The Connecticut State Colleges and Universities Information Technology (IT) resources are solely for use by authorized users. By accessing this system you are agreeing to abide by the Acceptable Use Policy and related policies.'

**7. You will be asked if you want to remain signed in.**

- Select: Yes or No. *If using a public computer or laptop we recommend selecting No.*

The screenshot shows the CSCU Login Portal interface. At the top left is the CSCU logo and 'Login Portal' text. Below it is the email address '00854790@gwcc.commnet.edu'. The main heading is 'Stay signed in?' followed by the text 'Do this to reduce the number of times you are asked to sign in.' Below this is a checkbox labeled 'Don't show this again'. At the bottom of the prompt are two buttons: 'No' (highlighted) and 'Yes'. At the bottom of the page, there is a disclaimer: 'The Connecticut State Colleges and Universities Information Technology (IT) resources are solely for use by authorized users. By accessing this system you are agreeing to abide by the Acceptable Use Policy and related policies.'

## New Student Online Orientation Log-in Instructions

For additional assistance contact: [CTState-StudentOnboarding@ct.edu](mailto:CTState-StudentOnboarding@ct.edu)

8. First-time users will be directed to answer Onboarding Questions as shown below. *If you are not a first-time user proceed to step 9.*

**CT STATE**  
COMMUNITY COLLEGE

Please provide the following information before you continue.

\* 1. Primary CT State Community College campus location:  
Select a Response

\* 2. I am a...  
Select which best describes you:  
-New, 1st time at any college should be selected if you have not attempted any college credits after high school completion.  
-Transfer, with or without credit, should be selected if you have attempted any college credits after high school completion.  
-Readmit should be selected if you had attended this Academic College prior to 2 years ago.  
-Faculty or Staff member, should be selected if you are an employee within CT State Community College  
Select a Response

\* 3. Phone number:  
Please use the following format: xxx-xxx-xxxx  
Fill in your answer.

- a. Select your Primary CT State Community College and proceed to question 2.

**CT STATE**  
COMMUNITY COLLEGE

Please provide the following information before you continue.

\* 1. Primary CT State Community College campus location:  
Select a Response

Select a Response

- Asnuntuck Community College
- Capital Community College
- Gateway Community College
- Housatonic Community College
- Manchester Community College
- Middlesex Community College
- Naugatuck Valley Community College
- Northwestern Community College
- Norwalk Community College
- Quinebaug Valley Community College
- Three Rivers Community College
- Tunxis Community College

Select your CT State Community College

- b. Select which best describes you and proceed to question 3.

\* 2. I am a...  
Select which best describes you:  
-New, 1st time at any college should be selected if you have not attempted any college credits after high school completion.  
-Transfer, with or without credit, should be selected if you have attempted any college credits after high school completion.  
-Readmit should be selected if you had attended this Academic College prior to 2 years ago.  
-Faculty or Staff member, should be selected if you are an employee within CT State Community College

Select a Response

Select a Response

- New, 1st time at any college
- Transfer Student, with or without credit
- Readmit Student
- Faculty or Staff member

Select which best describes you

## New Student Online Orientation Log-in Instructions

For additional assistance contact: [CTState-StudentOnboarding@ct.edu](mailto:CTState-StudentOnboarding@ct.edu)

Click: Save & Continue

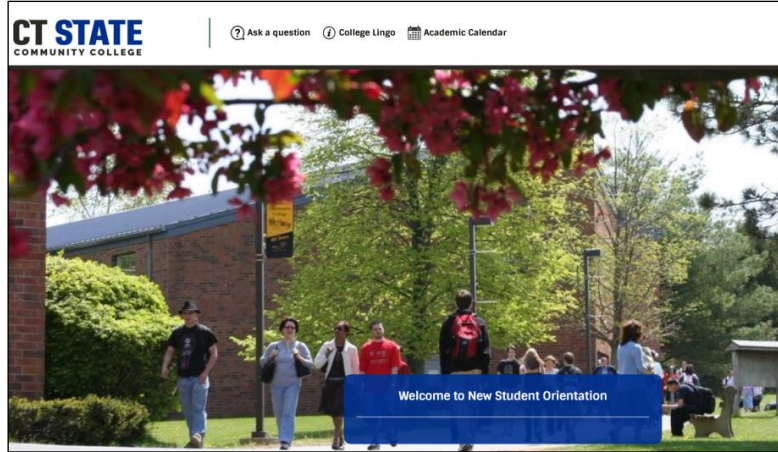
c. Enter your Phone Number and click: Save & Continue.

\* 3. Phone number:  
Please use the following format: xxx-xxx-xxxx  
Fill in your answer.

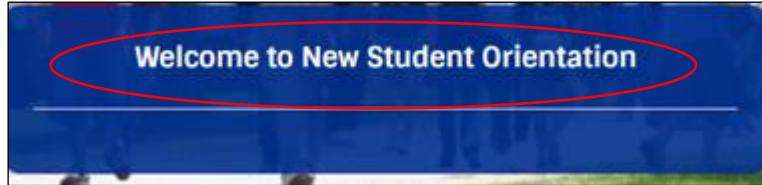
Enter your Phone Number

Save & Continue

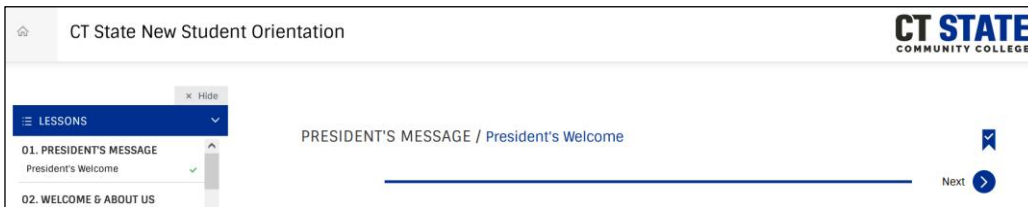
9. You will be automatically directed to the New Student Online Orientation dashboard as shown below.



10. To get started click on: Welcome to New Student Orientation

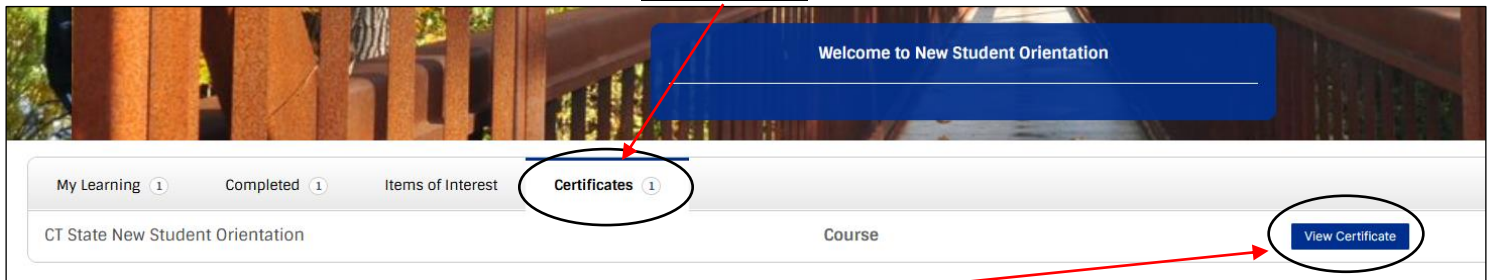


11. Now, you have access to New Student Online Orientation!



12. To Download or Print your Certificate of Completion:

- Go to the dashboard and click on the certificate tab



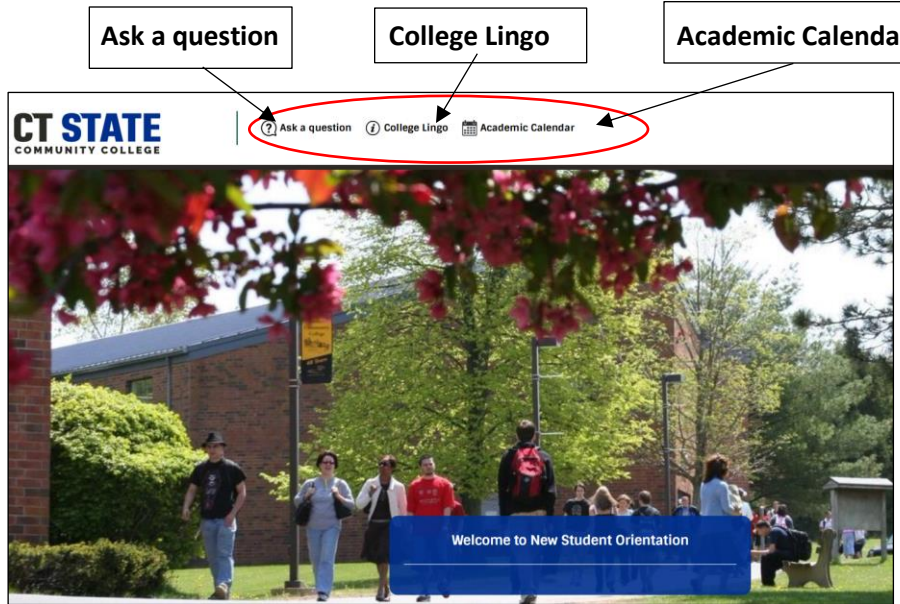
- Click: View Certificate

## New Student Online Orientation Log-in Instructions

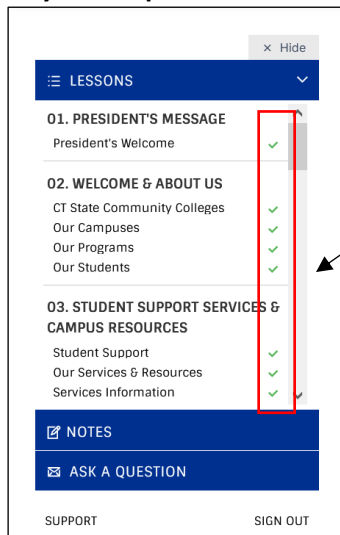
For additional assistance contact: [CTState-StudentOnboarding@ct.edu](mailto:CTState-StudentOnboarding@ct.edu)

### New Student Online Orientation Features:

- There are three icons within the New Student Online Orientation Dashboard:
  - Ask a question:** you can send an email to the [Office of Student Orientation & Onboarding](#)
  - College Lingo:** access to common college terminology
  - Academic Calendar:** Yearly calendar for all 12 CT State Community Colleges



- As you complete each orientation lesson green check marks will appear:



- To proceed to the next section or lesson click on the Next button:



## New Student Online Orientation Log-in Instructions


For additional assistance contact: [CTState-StudentOnboarding@ct.edu](mailto:CTState-StudentOnboarding@ct.edu)

### New Student Online Orientation Features (*continued*)

- To view a previous section or lesson you viewed click on the Previous button:



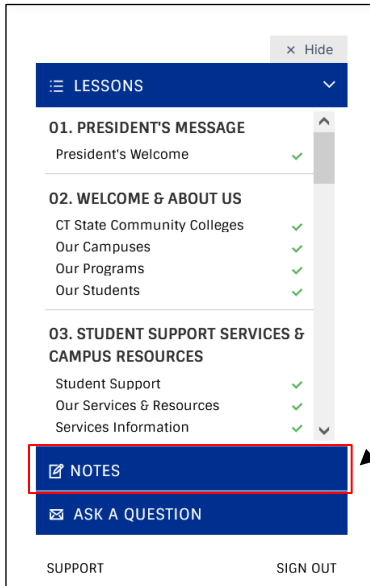
- To go back to the New Student Orientation dashboard click on the Home Icon:



- To bookmark an orientation lesson or section click on the Bookmark Icon:



- To take virtual notes on an orientation lesson or section click on the Notes:



- To ask a question or if you need additional technical support click on ASK A QUESTION OR SUPPORT found throughout the online orientation and on the dashboard.

